



**TECNOCAT** STORAGE

CLM | CLMW

# CLM | CLMW

STORAGE

CLM-15



3700x2600 mm



STORAGE

CLMW-10



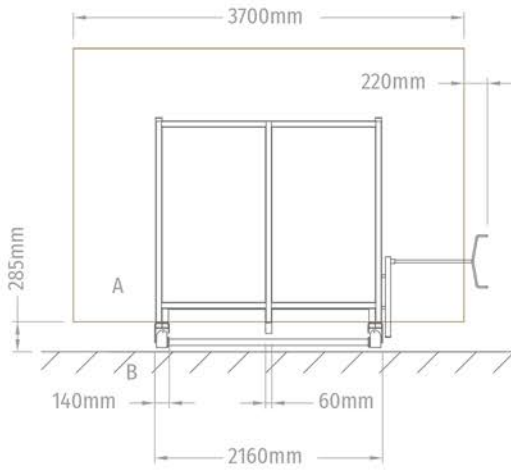
3700x2600 mm



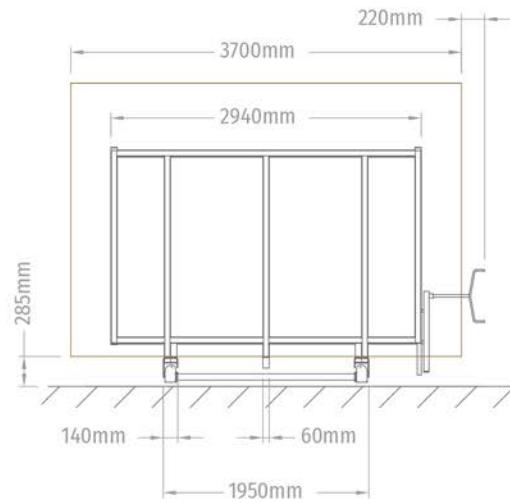


	A		B
<b>CLM-100 / CLMW-100</b>	110 mm	2000 kg	205 mm
<b>CLM-150 / CLMW-150</b>	150 mm	2500 kg	245 mm
<b>CLM-200 / CLMW-200</b>	200 mm	3500 kg	295 mm
<b>CLM-250 / CLMW-250</b>	250 mm	4500 kg	345 mm
<b>CLM-300 / CLMW-300</b>	300 mm	5500 kg	395 mm
<b>CLM-350 / CLMW-350</b>	350 mm	6500 kg	465 mm
<b>CLM-400 / CLMW-400</b>	400 mm	7500 kg	515 mm

### CLM

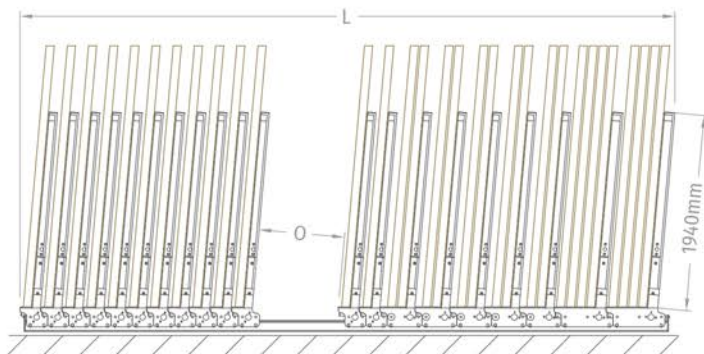


### CLMW



### CLM | CLMW

$$L \text{ (mm)} = \Sigma B + 850 \text{ (O)} + 150$$



# PICTOGRAMS



ELECTRICAL POWER



NOMINAL ELECTRIC POWER



ENERGY AUTONOMY BY BATTERIES



PNEUMATIC SUPPLY



MAXIMUM LOAD CAPACITY



MAXIMUM LOAD CAPACITY ACCORDING EN-13155



TILTING EQUIPMENT



MANUALLY TILTING EQUIPMENT



PNEUMATIC TILTING EQUIPMENT



MOTORIZED TILTING EQUIPMENT



HYDRAULIC TILTING EQUIPMENT



ROTATION EQUIPMENT



MANUAL ROTATION EQUIPMENT



PNEUMATIC ROTATION EQUIPMENT



MOTORIZED ROTATION EQUIPMENT



HYDRAULIC ROTATION EQUIPMENT



EQUIPMENT WEIGHT



VACUUM SYSTEM AIR FLOW



PUSHBUTTON CABLE LENGTH



WIRELESS PUSHBUTTON



LOAD CAPACITY ACCORDING EN-13155



EQUIPMENT SUPPORT SYSTEM



LIFTING CRANE USABLE ROTATION