



**TECNOCAT ELEVATION SYSTEMS**

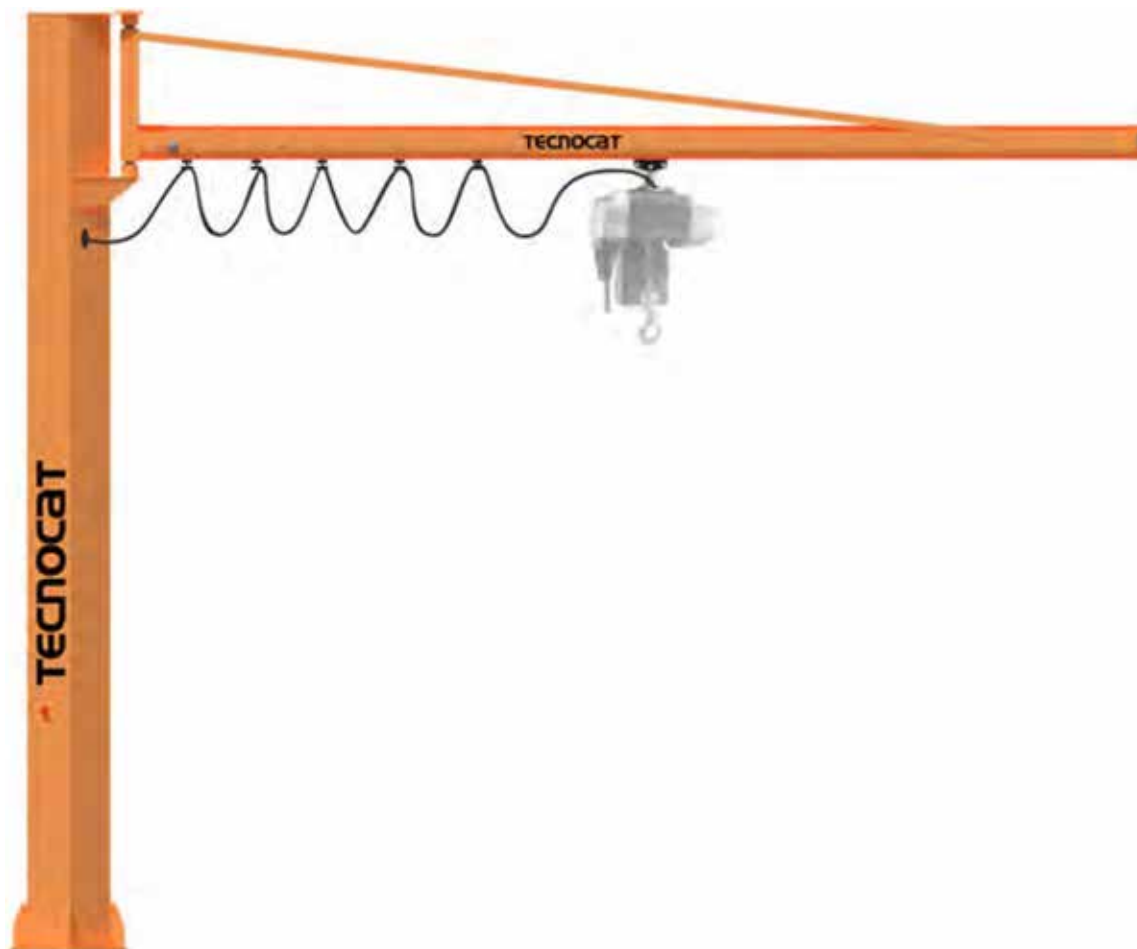
**CL-B | CL-BP**

# CL-B | CL-BP

## ELEVATION SYSTEMS



### CL-B

---

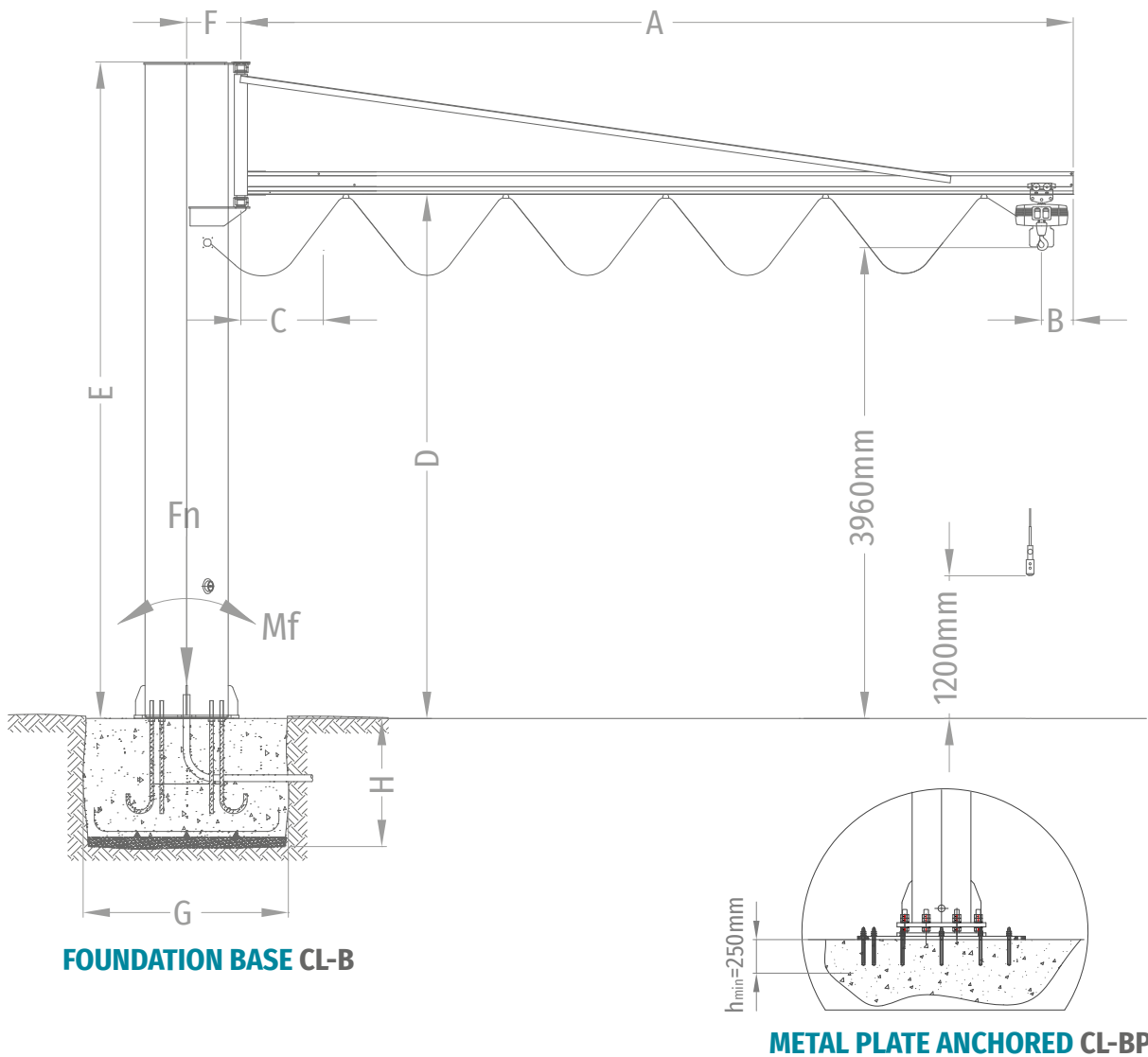


ELEVATION SYSTEMS



			A (kg.)	B (°)	C (mm)	D (mm)	E (mm)	F (mm)	G (mm)	H (mm)	Mf (kNm)	Fn (kN)
<b>CL-B4-250</b>	250 kg	270°	4000	140	932	4400	5250	350	1400	900	20,7	11,2
<b>CL-B5-250</b>	250 kg	270°	5000	140	932	4400	5250	350	1500	900	25,2	11,5
<b>CL-B6-250</b>	250 kg	270°	5795	140	932	4400	5250	350	1600	900	29,9	11,7
<b>CL-B7-250</b>	250 kg	270°	7000	140	1080	4400	5520	455	1700	900	37,7	14,5
<b>CL-B4-500</b>	500 kg	270°	4000	140	932	4400	5250	350	1600	900	35,2	14,4
<b>CL-B5-500</b>	500 kg	270°	5000	140	932	4400	5250	350	1700	900	43,4	14,7
<b>CL-B6-500</b>	500 kg	270°	5795	140	932	4400	5250	350	1900	1100	50,9	14,9
<b>CL-B7-500</b>	500 kg	270°	7000	140	1080	4400	5520	455	2000	1100	62,5	17,7

## CL-B 250/500



### OPTIONAL

- HOIST 250 KG. OR 500 KG.
- METAL PLATE BASE

# PICTOGRAMS



ELECTRICAL POWER



NOMINAL ELECTRIC POWER



ENERGY AUTONOMY BY BATTERIES



PNEUMATIC SUPPLY



MAXIMUM LOAD CAPACITY



MAXIMUM LOAD CAPACITY ACCORDING EN-13155



TILTING EQUIPMENT



MANUALLY TILTING EQUIPMENT



PNEUMATIC TILTING EQUIPMENT



MOTORIZED TILTING EQUIPMENT



HYDRAULIC TILTING EQUIPMENT



ROTATION EQUIPMENT



MANUAL ROTATION EQUIPMENT



PNEUMATIC ROTATION EQUIPMENT



MOTORIZED ROTATION EQUIPMENT



HYDRAULIC ROTATION EQUIPMENT



EQUIPMENT WEIGHT



VACUUM SYSTEM AIR FLOW



PUSHBUTTON CABLE LENGTH



WIRELESS PUSHBUTTON



LOAD CAPACITY ACCORDING EN-13155



EQUIPMENT SUPPORT SYSTEM



LIFTING CRANE USABLE ROTATION